

# CCTSP: PAC Scoring and Weighting Survey for Prioritization Process



**QUESTION 1: Do the following factors succinctly and adequately capture the intent of the Goal 1, Sustainability and its related objectives (see below)? While the Sustainability goal seeks a balance between benefits to the environment, economy, and community, the proposed factors focus primarily on the environment because 1) benefits to the economy and community are covered in other goals and 2) we aim to have unique metrics for each goal that are not duplicated in other goals. 1) Does the project increase the potential for walking, biking or taking transit? 2) Does the project impact identified environmentally sensitive areas?**

		Response Percent	Response Count
Yes		75.0%	9
No		25.0%	3
If no, please specify what you believe is missing or needs to change:			3
answered question			12
skipped question			4

**Page 3, Q1. QUESTION 1: Do the following factors succinctly and adequately capture the intent of the Goal 1, Sustainability and its related objectives (see below)?**

**While the Sustainability goal seeks a balance between benefits to the environment, economy, and community, the proposed factors focus primaril...**

1	There are more ways a project can promote sustainability: - lead to decreased vehicle miles traveled. - uses resources more sustainably, e.g., CRAM pavement.	Nov 17, 2012 10:45 PM
2	Please give the option YES with the following added. ADD Is the project primarily for commuting? Would it be needed if housing, jobs and services were better co-located? Does it prolong burning of fossil fuels or is it part of moving away from them?	Nov 15, 2012 12:25 PM
3	Factor 1 seems to cover goal 1 objectives well. Factor 2 misses 1.1.3, 1.1.4 and 1.2. Perhaps rewording it as: Does the project impact air quality or other identified environmentally sensitive areas.	Nov 13, 2012 7:26 PM

## CCTSP: PAC Scoring and Weighting Survey for Prioritization Process



**QUESTION 2: Do the following factors succinctly and adequately capture the intent of Goal 2, Local Businesses and Jobs, and its related objectives (see below)? 1) Is the project located in or near an existing or future employment area? 2) Does the project create a direction connection from a highway or major roadway to an employment area?**

		Response Percent	Response Count
Yes		66.7%	8
No		33.3%	4
If no, please specify what you believe is missing or needs to change:			5
answered question			12
skipped question			4

**Page 4, Q1. QUESTION 2: Do the following factors succinctly and adequately capture the intent of Goal 2, Local Businesses and Jobs, and its related objectives (see below)?**



- 1) Is the project located in or near an existing or future employment area?  
2) Does the project create a direction connection from a...**

1	I assume "directione" should be "direct". Why only roads? Bike and ped paths and railways can positively impact business and jobs.	Nov 17, 2012 10:45 PM
2	2: Should be "direct" rather than "direction" connection. Is 2 supposed to include Objective 2.6?	Nov 16, 2012 2:54 PM
3	#1 is not clear to me: why would well-located future employment need new roads. ADD Is the project a freight corridor?	Nov 15, 2012 12:28 PM
4	Prioritization of objectives should put "Improvement of freight movement" in the 2.1 of Objectives shifting everything down.	Nov 14, 2012 5:15 AM
5	Typo: ...create a direction... should read "direct."	Nov 13, 2012 7:30 PM

## CCTSP: PAC Scoring and Weighting Survey for Prioritization Process



**QUESTION 3: Do the following factors succinctly and adequately capture the intent of the Goal 3, Livable and Local, and its related objectives (see below)? 1) Does the project increase connections between residential areas and commercial areas or to daily needs and services? 2) Does the project reduce the potential impacts of flooding events? 3) Does the project help implement a local plan?**

		Response Percent	Response Count
Yes		58.3%	7
No		41.7%	5
	If no, please specify what you believe is missing or needs to change:		5
<b>answered question</b>			<b>12</b>
<b>skipped question</b>			<b>4</b>

**Page 5, Q1. QUESTION 3: Do the following factors succinctly and adequately capture the intent of the Goal 3, Livable and Local, and its related objectives (see below)?**



- 1) Does the project increase connections between residential areas and commercial areas or to daily needs and services?**
- 2) Does the proj...**

1	A project can be a detriment to Goal 3 through by-passing or reducing easy access to nearby destinations.	Nov 17, 2012 10:45 PM
2	Does 2 belong here or as part of Goal 1 (sort of a mirror - minimizing environment impact on projects instead of project impact on the environment)?	Nov 16, 2012 3:00 PM
3	ADD Does the project help the public stay in their local community to meet their daily needs?	Nov 15, 2012 12:30 PM
4	we have touched each but need a firm plan. Much more needs to be planned for helping folks in the event of a flood. Implementing a local plan needs to happen. This is not all our job, need to work with other county offices. Police,fire etc.	Nov 14, 2012 12:47 PM
5	Where does 2 come from? It is not mentioned in these objectives.	Nov 13, 2012 7:33 PM

## CCTSP: PAC Scoring and Weighting Survey for Prioritization Process



**QUESTION 4: Do the following factors succinctly and adequately capture the intent of the Goal 4, Safety and Health, and its related objectives (see below)? 1) Is the project making improvements at a safety focus intersection, along a candidate road safety audit corridor, or at an ODOT statewide priority index system (SPIS) location?; and 2) Does the project have the potential to reduce emissions near schools or densely populated areas?**

		Response Percent	Response Count
Yes		75.0%	9
No		25.0%	3
	If no, please provide comment.		3
answered question			12
skipped question			4

**Page 6, Q1. QUESTION 4: Do the following factors succinctly and adequately capture the intent of the Goal 4, Safety and Health, and its related objectives (see below)?**

**1) Is the project making improvements at a safety focus intersection, along a candidate road safety audit corridor, or at an ODOT statewi...**



1	Does a project promote walking or biking?	Nov 17, 2012 10:45 PM
2	#1 is extremely limited in its concept of safety AND I am very unhappy with it excluding all the other safety projects we have considered and put on the maps. #2 while addressing important areas should include all areas. REPLACE: Is the project important for improving safety for travelers? (Measures could be listed such as getting bikes and peds out of the motor vehicle lane especially on high-volume roadways; giving disabled motorists or motorists near emergency vehicles a way out; does the project give roadway users a margin of safety such as a buffer from a pavement drop off, ditch or cliff; creating path alternatives especially where traffic volumes are relatively high; is the project at a location with a history of a high number of crashes; is the project at a location where the roadway conditions are associated with safety problems especially in locations with high traffic volumes -- such as insufficient sight distance, lack of roadway delimiters, etc.). Would the project reduce fossil fuel exhaust? WHY does 4.7 still not mention life-cycle improvements of alternate fuel vehicles?	Nov 15, 2012 12:44 PM
3	Does 1 limit consideration to the stated focus, audit or SPIS locations? Are the specific crashes mentioned in 4.1 defined by these considerations? Objective 4.1 seems broader than 1.	Nov 13, 2012 7:38 PM



## CCTSP: PAC Scoring and Weighting Survey for Prioritization Process



**QUESTION 5: Do the following factors succinctly and adequately capture the intent of the Goal 5, Equity, and its related objectives (see below)? 1) Is the project located in a transportation disadvantaged area and does it increase transportation options for that disadvantaged community?; and 2) Does the project increase access to daily needs and services such as schools, medical services, and groceries?**

		Response Percent	Response Count
Yes		81.8%	9
No		18.2%	2
If no, please specify what you believe is missing or needs to change:			4
answered question			11
skipped question			5

**Page 7, Q1. QUESTION 5: Do the following factors succinctly and adequately capture the intent of the Goal 5, Equity, and its related objectives (see below)?**

**1) Is the project located in a transportation disadvantaged area and does it increase transportation options for that disadvantaged community?; and ...**

1	CLARIFY if "transportation disadvantaged area" has a special meaning. Does it include youth? It doesn't seem to include pedestrians, cyclists and transit users or carpool users. THEREFORE #1 should be broader such as: Will access to transportation be increases for under- represented transportation system users?	Nov 15, 2012 12:48 PM
2	There has been a clear message sent by the group that there is little or no interest in improving options for disadvantaged folks. One of members called our speaker on equity a socialist. This was cheered by a majority of those present. With the tea party taking over the county I am sure this will be the motto for the next few years.	Nov 14, 2012 12:59 PM
3	Public Access of the Handicapped - Disabled to Public Buildings on Public Streets including Parking for the Disable must be allocated for. Note the current example is: Attempting to get to the Clackamas County Court House in Oregon City is almost impossible if you are Disabled. There is virtually NO Disabled Parking facilities or on-street accommodations for the Disabled and NO requirement for Government/Public entities to provide reasonable access - parking for the disabled.	Nov 14, 2012 5:32 AM
4	But 5.5 and 5.8 are ignored by 1 and 2.	Nov 13, 2012 7:39 PM

## CCTSP: PAC Scoring and Weighting Survey for Prioritization Process



**QUESTION 6: Do the following factors succinctly and adequately capture the intent of Goal 6, Fiscally Responsible, and its related objectives (see below)? 1) What is the estimated cost effectiveness of the project? 2) Is the project located within an area prone to landslides? Note: Cost effectiveness will be based on the number of people the project will impact (based on average annual daily traffic) relative to the cost of the project.**

		Response Percent	Response Count
Yes		72.7%	8
No		27.3%	3
If no, please specify what you believe is missing or needs to change:			4
answered question			11
skipped question			5

**Page 8, Q1. QUESTION 6: Do the following factors succinctly and adequately capture the intent of Goal 6, Fiscally Responsible, and its related objectives (see below)?**

- 1) What is the estimated cost effectiveness of the project?
- 2) Is the project located within an area prone to landslides?

**Note: Cost e...**

1	Is the project a repair or enhancement of existing roadway or a new road (Objective 6.1)?	Nov 16, 2012 3:02 PM
2	#1 is defective in that it does not include need for the project. I would rate a project high if it was cheap and the roadway took a lot of traffic even if it was completely unneeded. The cost effectiveness needs to weigh the need and the number benefited against the cost. This measure seems to benefit big roads -- consideration needs to be given of severely troubled roads of lesser volume. It can also distort based on using volumes when only a few of the people might get a benefit e.g. if Hwy 205 got a new lane, the volume of the new lane would be a more appropriate measure than the volume of all the lanes. (Average annual daily traffic needs to consider how many lanes there are.) Creative approaches should be used so that smaller projects get consideration and needed projects get consideration and not just cheap ones or big ones. ADD Are there alternative routes that could reasonably be used? Is the need great? Is the need long term? Could the project be altered to meet the need at lower cost?	Nov 15, 2012 1:01 PM
3	Do not change goal 6	Nov 14, 2012 5:35 AM
4	This definition of cost effectiveness will automatically bias outcomes to high traffic areas. While these projects are important, many other important ones will drop down the list. Where does 2 come from? It is not mentioned in the objectives. 1 and 2 do not include 6.1, 6.3, 6.4 and do not really capture 6.5's intent.	Nov 13, 2012 7:44 PM

## CCTSP: PAC Scoring and Weighting Survey for Prioritization Process



**QUESTION 7: Do you feel that each goal deserves equal weight or are there goals that you would like to have higher value than others?**

		Response Percent	Response Count
Equal weight for all		45.5%	5
Some goals should have a higher value.		54.5%	6
	Other (please specify)		5
<b>answered question</b>			<b>11</b>
<b>skipped question</b>			<b>5</b>

**Page 9, Q1. QUESTION 7: Do you feel that each goal deserves equal weight or are there goals that you would like to have higher value than others?**

1	Goal 6 is primary.	Nov 17, 2012 2:26 PM
2	After many years of waiting for any attention, Safety, Rural Equity need to not be ignored any longer. Sustainability is very important but we are not really addressing it yet. I think we need more experience with what this weighing might mean before we make a decision. Weighing apples and oranges and dates, whether with equal weight or unequal weight, leads to a confusing result: you could weigh them for Vitamin C, but different people will weigh them differently for desirability. We should be looking for points of agreement and an arbitrary weighing system is likely not to help. (It's hard enough to decide how the Goals/Objectives will be weight for the projects).	Nov 15, 2012 1:08 PM
3	We should try to balance between jobs,safety and be sure all folks are thought of.	Nov 14, 2012 1:03 PM
4	Each goal must have it own weighting and value - prioritization	Nov 14, 2012 5:36 AM
5	I'm not sure of how to weight all the different goals but I would give safety a higher weight.	Nov 13, 2012 7:46 PM

## CCTSP: PAC Scoring and Weighting Survey for Prioritization Process



**QUESTION 8: Do you think that, as projects are prioritized, goal weighting should be applied to projects countywide or by geographic area?**

		Response Percent	Response Count
Countywide		50.0%	4
By geographic area		50.0%	4
	Other (please specify)		2
		<b>answered question</b>	<b>8</b>
		<b>skipped question</b>	<b>8</b>

**Page 10, Q1. QUESTION 8: Do you think that, as projects are prioritized, goal weighting should be applied to projects countywide or by geographic area?**

- |   |   |                      |
|---|---|----------------------|
| 1 | I think by geographic area and then we can see the highest priority projects for each area, but final fiscally constrained project list priority should be countywide as we have 3 mostly urban areas and 2 mostly rural. | Nov 16, 2012 3:04 PM |
| 2 | Having no experience with this yet, I can't say. It is time for the Rural areas to stop being ignored. I am sure the weights could be set up in such a way to benefit rural areas or to discount them.                    | Nov 15, 2012 1:10 PM |



**CCTSP: PAC Scoring and Weighting Survey for Prioritization Process**



**SURVEY QUESTION 9: For Countywide, please weight each goal. Potential goal weights range from 1 to 10. If you believe each goal should be weighted equally, weight each goal as a 5. For goals that you think are more important, increase the weight. For goals that you think are less important, decrease the weight.**

**Countywide**

	1	2	3	4	5	6	7	8	9	10	Response Count
Goal 1 – Sustainable	0.0% (0)	0.0% (0)	0.0% (0)	25.0% (1)	<b>50.0% (2)</b>	0.0% (0)	0.0% (0)	25.0% (1)	0.0% (0)	0.0% (0)	4
Goal 2 – Local Businesses and Jobs	0.0% (0)	25.0% (1)	0.0% (0)	0.0% (0)	0.0% (0)	<b>50.0% (2)</b>	0.0% (0)	0.0% (0)	0.0% (0)	25.0% (1)	4
Goal 3 – Livable and Local	0.0% (0)	0.0% (0)	0.0% (0)	0.0% (0)	25.0% (1)	25.0% (1)	<b>50.0% (2)</b>	0.0% (0)	0.0% (0)	0.0% (0)	4
Goal 4 – Safety and Health	0.0% (0)	0.0% (0)	25.0% (1)	0.0% (0)	25.0% (1)	0.0% (0)	0.0% (0)	<b>50.0% (2)</b>	0.0% (0)	0.0% (0)	4
Goal 5 – Equity	0.0% (0)	0.0% (0)	0.0% (0)	<b>25.0% (1)</b>	<b>25.0% (1)</b>	<b>25.0% (1)</b>	0.0% (0)	0.0% (0)	0.0% (0)	<b>25.0% (1)</b>	4
Goal 6 – Fiscally Responsible	25.0% (1)	0.0% (0)	0.0% (0)	0.0% (0)	0.0% (0)	0.0% (0)	<b>50.0% (2)</b>	25.0% (1)	0.0% (0)	0.0% (0)	4
<b>answered question</b>											<b>4</b>
<b>skipped question</b>											<b>12</b>

**CCTSP: PAC Scoring and Weighting Survey for Prioritization Process**



**SURVEY QUESTION 9: For only the GAPS Group(s) that you are a member of, please indicate your recommended goal weights below for that geographic area. Potential goal weights range from 1 to 10. If you believe each goal should be weighted equally, weight each goal as a 5. For goals that you think are more important, increase the weight. For goals that you think are less important, decrease the weight.**

**Northwest County**

	1	2	3	4	5	6	7	8	9	10	Response Count
Goal 1 – Sustainable	0.0% (0)	0.0% (0)	0.0% (0)	0.0% (0)	0.0% (0)	<b>100.0% (1)</b>	0.0% (0)	0.0% (0)	0.0% (0)	0.0% (0)	1
Goal 2 – Local Businesses and Jobs	<b>100.0% (1)</b>	0.0% (0)	0.0% (0)	0.0% (0)	0.0% (0)	0.0% (0)	0.0% (0)	0.0% (0)	0.0% (0)	0.0% (0)	1
Goal 3 – Livable and Local	0.0% (0)	0.0% (0)	0.0% (0)	0.0% (0)	<b>100.0% (1)</b>	0.0% (0)	0.0% (0)	0.0% (0)	0.0% (0)	0.0% (0)	1
Goal 4 – Safety and Health	0.0% (0)	0.0% (0)	0.0% (0)	<b>100.0% (1)</b>	0.0% (0)	0.0% (0)	0.0% (0)	0.0% (0)	0.0% (0)	0.0% (0)	1
Goal 5 – Equity	0.0% (0)	0.0% (0)	<b>100.0% (1)</b>	0.0% (0)	0.0% (0)	0.0% (0)	0.0% (0)	0.0% (0)	0.0% (0)	0.0% (0)	1
Goal 6 – Fiscally Responsible	0.0% (0)	<b>100.0% (1)</b>	0.0% (0)	0.0% (0)	0.0% (0)	0.0% (0)	0.0% (0)	0.0% (0)	0.0% (0)	0.0% (0)	1

**Southwest County**

	1	2	3	4	5	6	7	8	9	10	Response Count
Goal 1 – Sustainable	0.0% (0)	0.0% (0)	0.0% (0)	0.0% (0)	0.0% (0)	<b>100.0% (1)</b>	0.0% (0)	0.0% (0)	0.0% (0)	0.0% (0)	1
Goal 2 – Local Businesses and Jobs	<b>100.0% (1)</b>	0.0% (0)	0.0% (0)	0.0% (0)	0.0% (0)	0.0% (0)	0.0% (0)	0.0% (0)	0.0% (0)	0.0% (0)	1

Goal 3 – Livable and Local	0.0% (0)	0.0% (0)	<b>100.0% (1)</b>	0.0% (0)	0.0% (0)	0.0% (0)	0.0% (0)	0.0% (0)	0.0% (0)	0.0% (0)	1
Goal 4 – Safety and Health	0.0% (0)	<b>100.0% (1)</b>	0.0% (0)	0.0% (0)	0.0% (0)	0.0% (0)	0.0% (0)	0.0% (0)	0.0% (0)	0.0% (0)	1
Goal 5 – Equity	0.0% (0)	0.0% (0)	0.0% (0)	<b>100.0% (1)</b>	0.0% (0)	0.0% (0)	0.0% (0)	0.0% (0)	0.0% (0)	0.0% (0)	1
Goal 6 – Fiscally Responsible	0.0% (0)	0.0% (0)	0.0% (0)	0.0% (0)	<b>100.0% (1)</b>	0.0% (0)	0.0% (0)	0.0% (0)	0.0% (0)	0.0% (0)	1

**East County**

	1	2	3	4	5	6	7	8	9	10	Response Count
Goal 1 – Sustainable	0.0% (0)	0.0% (0)	0.0% (0)	0.0% (0)	0.0% (0)	<b>100.0% (1)</b>	0.0% (0)	0.0% (0)	0.0% (0)	0.0% (0)	1
Goal 2 – Local Businesses and Jobs	<b>100.0% (1)</b>	0.0% (0)	0.0% (0)	0.0% (0)	0.0% (0)	0.0% (0)	0.0% (0)	0.0% (0)	0.0% (0)	0.0% (0)	1
Goal 3 – Livable and Local	0.0% (0)	0.0% (0)	<b>100.0% (1)</b>	0.0% (0)	0.0% (0)	0.0% (0)	0.0% (0)	0.0% (0)	0.0% (0)	0.0% (0)	1
Goal 4 – Safety and Health	0.0% (0)	<b>100.0% (1)</b>	0.0% (0)	0.0% (0)	0.0% (0)	0.0% (0)	0.0% (0)	0.0% (0)	0.0% (0)	0.0% (0)	1
Goal 5 – Equity	0.0% (0)	0.0% (0)	0.0% (0)	<b>100.0% (1)</b>	0.0% (0)	0.0% (0)	0.0% (0)	0.0% (0)	0.0% (0)	0.0% (0)	1
Goal 6 – Fiscally Responsible	0.0% (0)	0.0% (0)	0.0% (0)	0.0% (0)	<b>100.0% (1)</b>	0.0% (0)	0.0% (0)	0.0% (0)	0.0% (0)	0.0% (0)	1

**Clackamas Regional Center/Industrial Area**

	1	2	3	4	5	6	7	8	9	10	Response Count
Goal 1 – Sustainable	0.0% (0)	0.0% (0)	0.0% (0)	0.0% (0)	0.0% (0)	<b>100.0% (1)</b>	0.0% (0)	0.0% (0)	0.0% (0)	0.0% (0)	1
Goal 2 – Local Businesses and Jobs	<b>100.0% (1)</b>	0.0% (0)	0.0% (0)	0.0% (0)	0.0% (0)	0.0% (0)	0.0% (0)	0.0% (0)	0.0% (0)	0.0% (0)	1
Goal 3 – Livable and Local	0.0% (0)	0.0% (0)	0.0% (0)	0.0% (0)	<b>100.0% (1)</b>	0.0% (0)	0.0% (0)	0.0% (0)	0.0% (0)	0.0% (0)	1

Goal 4 – Safety and Health	0.0% (0)	0.0% (0)	0.0% (0)	<b>100.0% (1)</b>	0.0% (0)	0.0% (0)	0.0% (0)	0.0% (0)	0.0% (0)	0.0% (0)	1
Goal 5 – Equity	0.0% (0)	0.0% (0)	<b>100.0% (1)</b>	0.0% (0)	0.0% (0)	0.0% (0)	0.0% (0)	0.0% (0)	0.0% (0)	0.0% (0)	1
Goal 6 – Fiscally Responsible	0.0% (0)	<b>100.0% (1)</b>	0.0% (0)	0.0% (0)	0.0% (0)	0.0% (0)	0.0% (0)	0.0% (0)	0.0% (0)	0.0% (0)	1

**Greater McLoughlin Area**

	1	2	3	4	5	6	7	8	9	10	Response Count
Goal 1 – Sustainable	0.0% (0)	0.0% (0)	<b>100.0% (1)</b>	0.0% (0)	0.0% (0)	0.0% (0)	0.0% (0)	0.0% (0)	0.0% (0)	0.0% (0)	1
Goal 2 – Local Businesses and Jobs	0.0% (0)	0.0% (0)	0.0% (0)	<b>100.0% (1)</b>	0.0% (0)	0.0% (0)	0.0% (0)	0.0% (0)	0.0% (0)	0.0% (0)	1
Goal 3 – Livable and Local	0.0% (0)	<b>100.0% (1)</b>	0.0% (0)	0.0% (0)	0.0% (0)	0.0% (0)	0.0% (0)	0.0% (0)	0.0% (0)	0.0% (0)	1
Goal 4 – Safety and Health	0.0% (0)	0.0% (0)	0.0% (0)	0.0% (0)	<b>100.0% (1)</b>	0.0% (0)	0.0% (0)	0.0% (0)	0.0% (0)	0.0% (0)	1
Goal 5 – Equity	<b>100.0% (1)</b>	0.0% (0)	0.0% (0)	0.0% (0)	0.0% (0)	0.0% (0)	0.0% (0)	0.0% (0)	0.0% (0)	0.0% (0)	1
Goal 6 – Fiscally Responsible	0.0% (0)	0.0% (0)	0.0% (0)	0.0% (0)	0.0% (0)	<b>100.0% (1)</b>	0.0% (0)	0.0% (0)	0.0% (0)	0.0% (0)	1
<b>answered question</b>											<b>1</b>
<b>skipped question</b>											<b>15</b>

Question 9 Processing and Summary

**CCTSP: PAC Scoring and Weighting Survey for Prioritization Process**

**SURVEY QUESTION 9:** For only the GAPS Group(s) that you are a member of, please indicate your recommended goal weights below for that geographic area. Potential goal weights range from 1 to 10. If you believe each goal should be weighted equally, weight each goal as a 5. For goals that you think are more important, increase the weight. For goals that you think are less important, decrease the weight.

**SURVEY QUESTION 9:** For Countywide, please weight each goal. Potential goal weights range from 1 to 10. If you believe each goal should be weighted equally, weight each goal as a 5. For goals that you think are more important, increase the weight. For goals that you think are less important, decrease the weight.

	Geographic Sub Area					Countywide				
	Northwest County	Southwest County	East County	CRC/IA	Greater McLoughlin Area	Response 1	Response 2	Response 3	Response 4	Average
Goal 1 – Sustainable	29%	29%	29%	29%	14%	19%	21%	11%	14%	16%
Goal 2 – Local Businesses and Jobs	5%	5%	5%	5%	19%	10%	16%	21%	16%	16%
Goal 3 – Livable and Local	24%	14%	14%	24%	10%	24%	18%	13%	19%	18%
Goal 4 – Safety and Health	19%	10%	10%	19%	24%	14%	13%	17%	22%	17%
Goal 5 – Equity	14%	19%	19%	14%	5%	29%	13%	21%	11%	18%
Goal 6 – Fiscally Responsible	10%	24%	24%	10%	29%	5%	18%	17%	19%	15%

*Responses*

*1*

*1*

*1*

*1*

*1*

*4*